Sprinkle a little UI Magic on your apps







Colin Riddington
Access Europe User Group
Wed 11 Nov 2026
https://isladogs.co.uk/ui-magic

Rounded Corners on Forms

- Windows 11
  - popup forms have rounded corners
  - standard forms have square corners
- Windows 10
  - all forms have square corners
- Use 2 APIs to create rounded corners
  - any form type in any Windows version
  - adjust rounding value
  - top corners only or all corners

- https://isladogs.co.uk/roundd-corners



Rounded Corners

Move and Resize Borderless Forms

Use one line of code to do each of the following:

- Move borderless form using mouse down events

  DragFormWindow Me

- Resize borderless form by using mouse down events near border

  ResizeFormWindow Me, resizedir

- Move application window with mouse down / move form

  AppWindowSelect and ***AppWindowMove***

- https://isladogs.co.uk/move-resize-borderless-form

- https://isladogs.co.uk/move-app-window-popup



Move/Resize Borderless Forms



Move App Window/Popup

Dock Forms to the Access Window

- Precisely position forms anywhere on screen
- Works for both standard and popup forms
- Works with the zoom feature

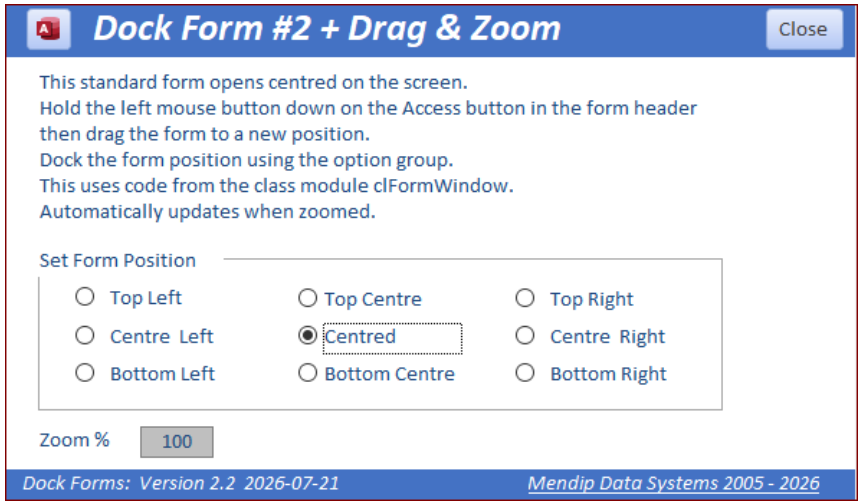

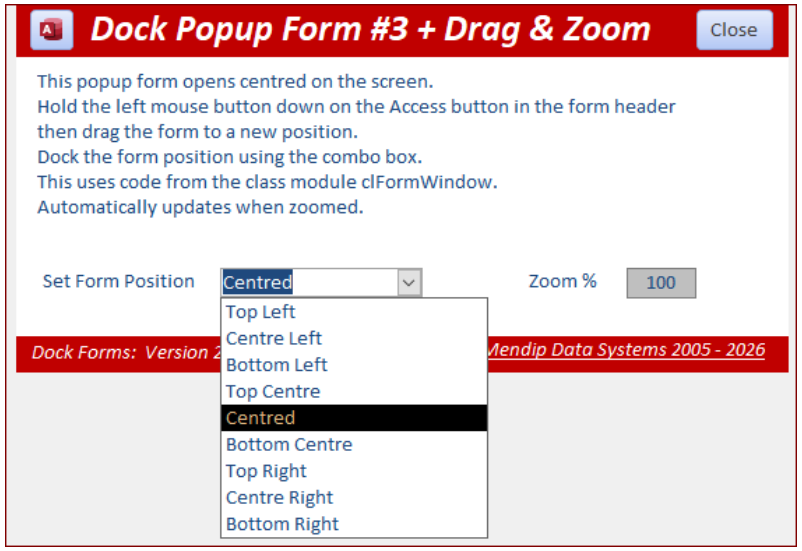

- https://www.isladogs.co.uk/dock-forms-2

Dock Forms

Personalised Popup Forms (OMITTED)

- Popup forms are top level windows (independent of Access UI)
- Allows additional customisation not possible with standard forms:
  - Using **Windows Settings | Personalisation | Colours** (Win 10 /11)
    - Title bar background & border colours
  - Using **DwmSetWindowAttribute** API (Win 11 only)
    - Title bar background & text colours
    - Title bar backdrop style (including translucent)
    - Title bar dark mode
    - Border colour (or none)
    - Corner style (rounded / square)
- https://isladogs.co.uk/personalised-popup-forms



Settings | Colours



Personalised Popups

Popup Form Positioning (OMITTED)

- Popup forms open on the monitor where they were last saved.
- Can cause problems for end users with form being ‘off-screen’
  - e.g. last save on secondary monitor but app opened on single monitor setup
- Solution - specify startup position
  - Always open on primary (or sole monitor)

    OR
  - Always open on monitor containing Access application window

- https://isladogs.co.uk/open-popup-set-location



Popup Positioning

Theme Aware Forms

- Automatically update forms in line with current Office UI theme
- Detect Office theme using VBA
  - Stored in registry but ‘read-only’
  - HKEY_CURRENT_USER\SOFTWARE\Microsoft\Office\16.0\Common\UI Theme
- Apply theme colours to forms when opened (or theme changed):
  - Office Accent Colour
  - Back Colour (primary / secondary)
  - Text Colour (primary / secondary)
  - Border Colour
  - Datasheet Alternate Row Colour
- Allow for exceptions
- https://isladogs.co.uk/create-theme-aware-forms


Regedit


Office Theme

Fluent UI Message Boxes with Timeout

- Use Access Expression Service to create 3 styles of MsgBox
  - New style Fluent UI MsgBox (Access 365)
  - Old style MsgBox with bold first line
  - Standard MsgBox
- MsgBoxT function with optional timeout
  - MsgBoxT (Prompt, *[Buttons], [Title], [HelpFile], [Context], [Timeout]*)
- Function supports:
  - Unicode text, links (online / local)
  - Ease of Access features (larger text size / high contrast)
  - Adapts to Office theme colours (Fluent UI only)
- Replace standard VBA MsgBox without breaking existing code
- https://isladogs.co.uk/new-style-msgbox-timeout



MsgBox Timeout

Zoom & Reposition Message Boxes

- Standard message boxes & input boxes:
  - are always centred on screen
  - cannot be zoomed (other than using Windows scaling)
- MsgBoxPZ / InputBoxPZ functions overcome both limitations
  - Place at any specified position on screen
  - Select any zoom value from 10% to 1000%
- Can replace MsgBox/InputBox functions without rewriting existing code
- Project jointly developed by Xevi Battle & Colin Riddington
- https://isladogs.co.uk/msgbox-position-zoom
- https://isladogs.co.uk/inputbox-position-zoom



Zoom Reposition MsgBox

Introducing Zoom++

- All features of built-in Access Zoom feature PLUS . . .
  - Supports zooming with all standard form types: 10% to 1000%
  - Adds status bar zoom slider for popup forms
  - Adds combo box zoom selector to status bar
  - Identifies the currently active form
  - Supports many ActiveX controls e.g. Treeview
  - Each individual form can open with its own specified zoom
  - Size to Fit & Fit to Workspace features
  - Supports zoom in layout view
  - Works with Access 2010 onwards (32-bit/64-bit)
- 

- Project led by Xevi Batlle assisted by Gemini/Antigravity AI
- https://isladogs.co.uk/zoom++

Zoom++ DEMO

Highlight Your Class

- Customisable row highlighting using reusable class module code
  - Select highlight mode: alternate row/current row/both/none
  - Select highlight colours
- Minimal form code:

```
Public owecRowHighlight As wecRowHighlight

Private Sub Form_Open(Cancel As Integer)
    Set owecRowHighlight = New wecRowHighlight
    Set owecRowHighlight.Form = Me
End Sub
```

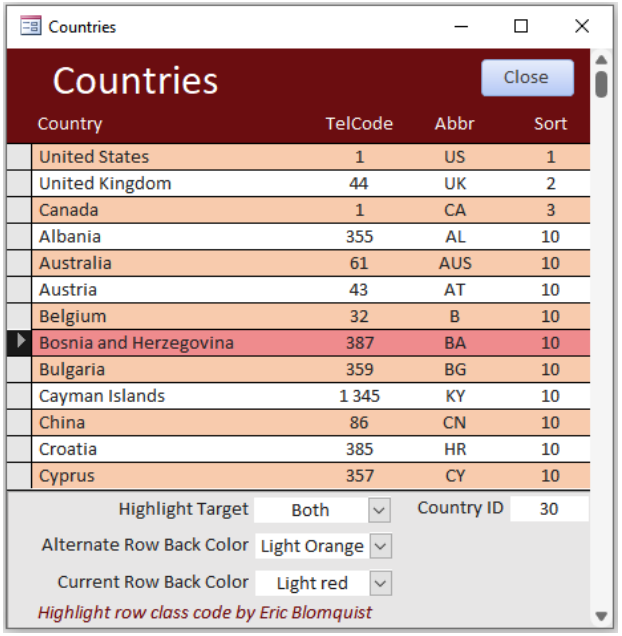

- Class code by Eric Blomquist
- https://isladogs.co.uk/highlight-row-class

Highlight Class

Supercharge Your Continuous Forms

- Add datasheet functionality to continuous forms
  - Hide/restore columns
  - Move/resize columns
  - Highlight filtered/sorted columns

    https://isladogs.co.uk/move-resize-selected-columns-2

  - Freeze columns

    https://isladogs.co.uk/freeze-columns-continuous-forms-3



Hide/Restore/Move/Resize Columns



Freeze Columns

Links to all articles

Links to all articles mentioned in this presentation

- Sprinkle a little UI Magic on your Apps

  https://isladogs.co.uk/ui-magic

PLUS additional items not covered today

- You can REALLY do all that with Forms?

  https://isladogs.co.uk/add-features-forms

Acknowledgements

Many thanks for the significant contributions made by:

- Xevi Batlle
- Eric Blomquist

Questions?

