Pastoral Analysis Options

A wide variety of features are available in **Pastoral Analysis Options**.
To access these from **Main Menu**, go to **Pastoral** then **Pastoral Analysis Options**.

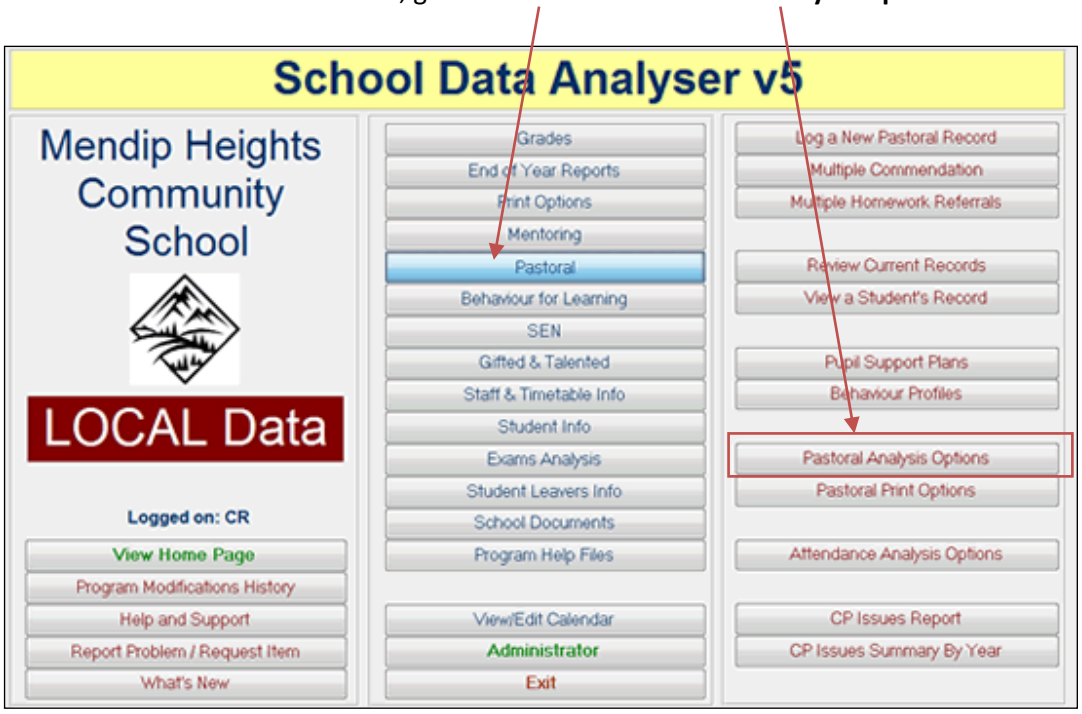

When first opened, the Pastoral Analysis Options screen looks similar to this:

Additional items appear depending on the option chosen:

1. Incident Analysis 1

The first option, ***Incident Analysis 1,*** allows you to view the number of recorded incidents by month/term/location/subject etc.

The data is displayed in chart form and can be printed as a report.
Some examples are shown below:

a) Incidents by month

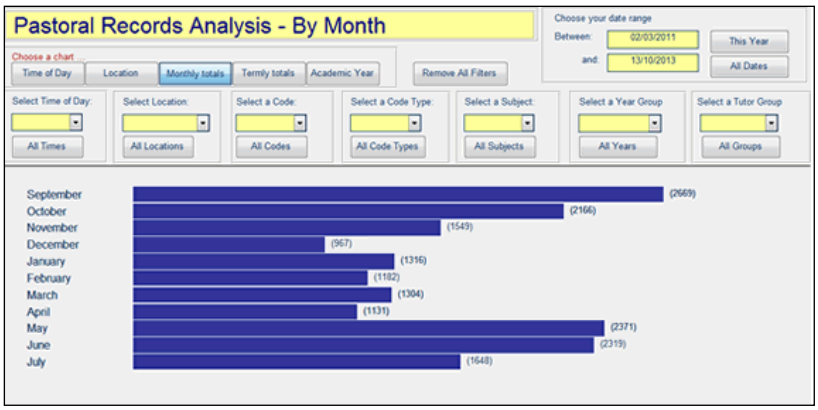

b) Incidents by time of day

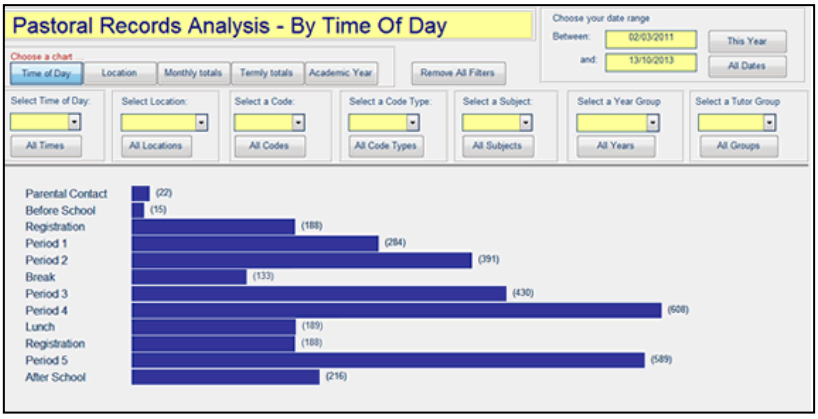

c) Incidents by location

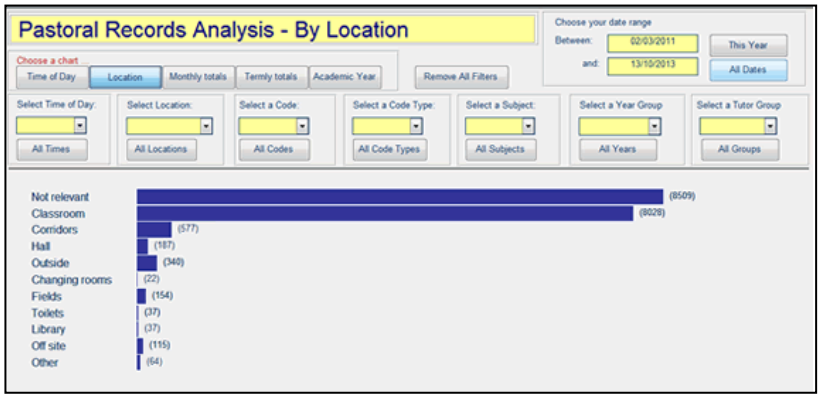

d) **Incidents b**y academic year

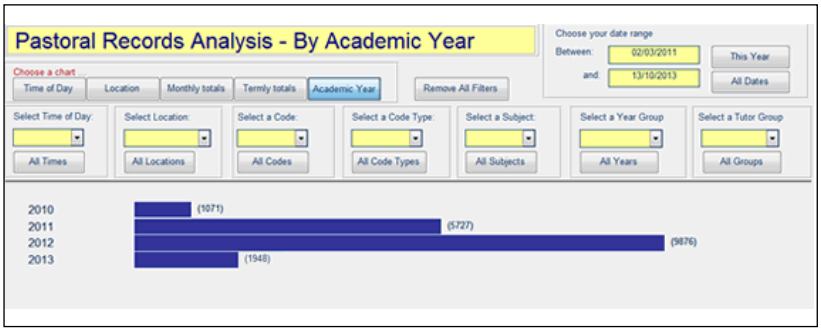

Filters are available to limit displayed data as required:
e.g. incidents by month for Year 11 with referral code D

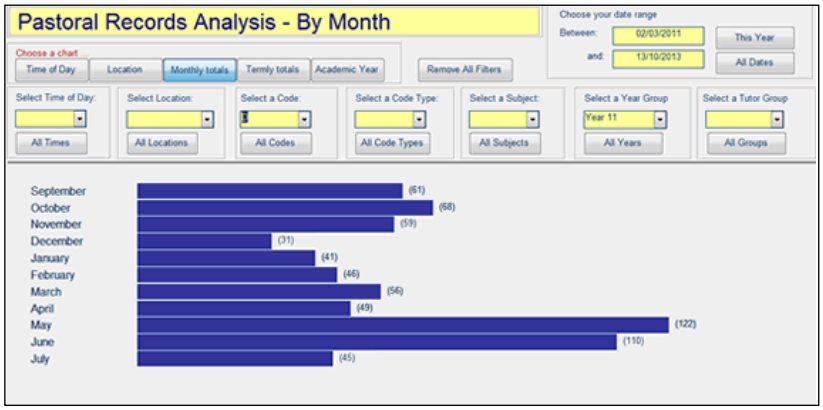

2. Incident Analysis 2

The second option, ***Incident Analysis 2***, shows a list of incidents with the most recent at the top.

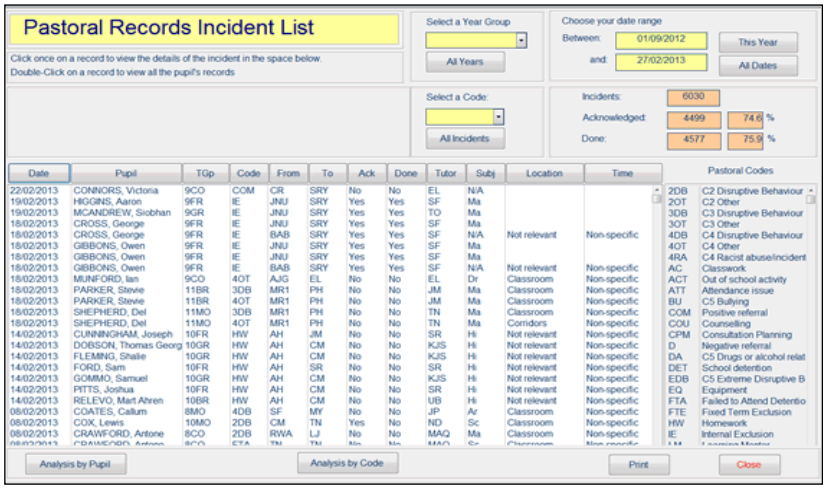

The list can be filtered by year group, pastoral code and date range.
It can also be sorted by clicking on any individual column header.

Double clicking on a record in the list will open the pastoral record showing full details of the referral

3. Incident Analysis 3

The third option, ***Incident Analysis 3,*** shows a summary of the number of incidents recorded for each student by referral code. The list may be filtered by year group, code, location etc.
Double clicking on a student name in the list opens the full record of pastoral incidents for that student

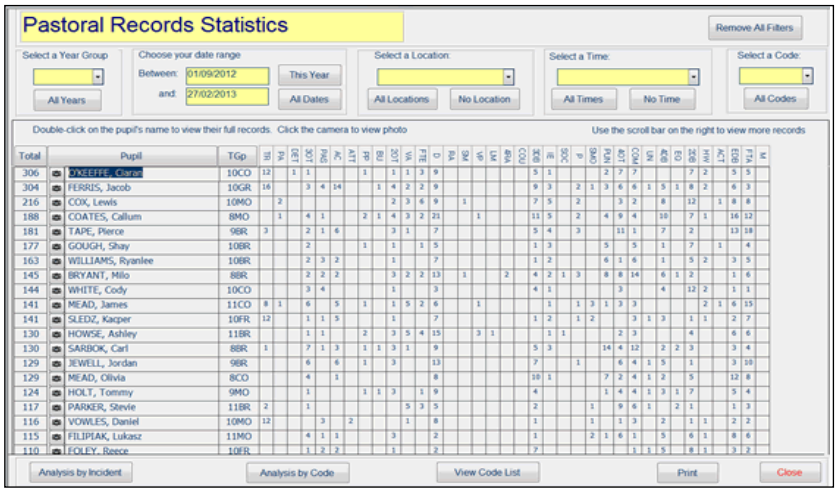

4. **Department Analysis**

The ***Department Analysis*** report allows you to view a breakdown of the number of recorded incidents by a specified department and to view patterns in the data

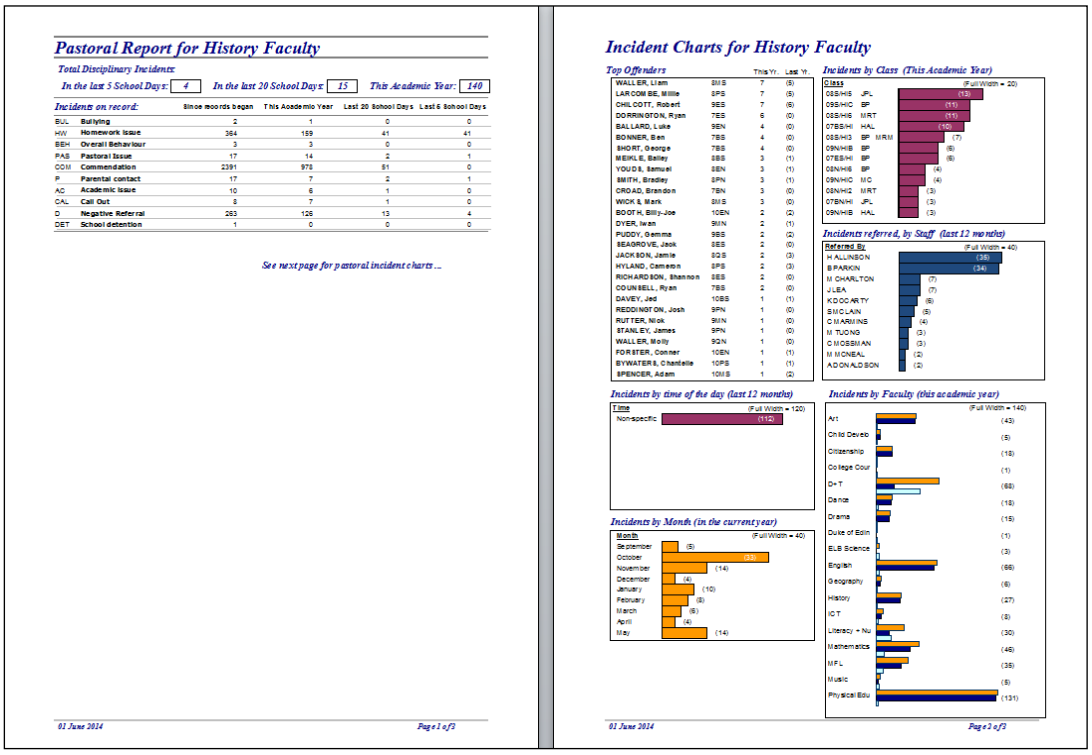

Pastoral Report for History Faculty

Total Disciplinary Incidents:

In the last 5 School Days: 4 *In the last 20 School Days:* 15 *This Academic Year:* 140

Incidents on record:		Since records began	This Academic Year	Last 20 School Days	Last 6 School Days
BUL	Bullying	2	1	0	0
HW	Homework Issue	364	159	41	41
BEH	Overall Behaviour	3	3	0	0
PAS	Pastoral Issue	17	14	2	1
COM	Commendation	2391	978	81	0
P	Parental contact	17	7	2	1
AC	Academic Issue	10	6	1	0
CAL	Call Out	8	7	1	0
D	Negative Referral	283	126	13	4
DET	School detention	1	0	0	0

See next page for pastoral incident charts ...

01 June 2014 *Page 1 of 3*

Incident Charts for History Faculty

Top Offenders

		This Yr.	Last Yr.
WALLER, Liam	8MS	7	(5)
LAROMBE, Millie	8PS	7	(5)
CHILCOTT, Robert	9ES	7	(6)
DORRINGTON, Ryan	7ES	6	(0)
BALLARD, Luke	9EN	4	(0)
BONNER, Ben	7BS	4	(0)
SHORT, George	7BS	4	(0)
MEIKLE, Bailey	8BS	3	(1)
YOUDS, Samuel	8EN	3	(1)
SMITH, Bradley	8PN	3	(1)
CROAD, Brandon	7BN	3	(0)
WICK S, Mark	8MS	3	(0)
BOOTH, Billy-Joe	10EN	2	(2)
DYER, Iwan	9WN	2	(1)
PUDDY, Gemma	9BS	2	(2)
BEAGROVE, Jack	8ES	2	(0)
JACKSON, Jamie	8QS	2	(3)
HYLAND, Cameron	8PS	2	(3)
RICHARDSON, Shannon	8ES	2	(0)
COUNSELL, Ryan	7BS	2	(0)
DAVEY, Jed	10BS	1	(1)
REDDINGTON, Josh	9PN	1	(0)
RUTTER, Nick	9WN	1	(0)
STANLEY, James	9PN	1	(0)
WALLER, Molly	9QN	1	(0)
FORSTER, Conner	10EN	1	(1)
BYWATER S, Chantelle	10PS	1	(1)
SPENCER, Adam	10MS	1	(2)

Incidents by Class (This Academic Year)

Incidents referred, by Staff (last 12 months)

Incidents by time of the day (last 12 months)

Incidents by Month (in the current year)

Incidents by Faculty (this academic year)

01 June 2014 *Page 2 of 3*

5. **Student Analysis**

The ***Student Analysis*** report allows you to view a breakdown of the number of recorded incidents by a specified student and to view patterns in the data



Pastoral Report for: Adam FLASKETT 7QS

Total Disciplinary Incidents:

In the last 5 School Days: 5 *In the last 20 School Days:* 12 *This Academic Year:* 62

Incidents on record:		Since records began	This Academic Year	Last 20 School Days	Last 6 School Days
PAS	Pastoral Issue	12	12	2	2
P	Parental contact	4	4	1	1
HW	Homework Issue	3	2	1	0
EX	Exclusion	16	13	2	0
D	Negative Referral	53	49	10	5
COM	Commendation	8	7	2	2

see next page for pastoral charts ...

01 June 2014 *Mendip Heights Community School* *Page 1 of 2*

Incident Charts for: Adam FLASKETT 7QS

Incidents by time of the day (last 12 months)

Number of incidents in each school year

Incidents by Month (in the current year)

Incidents by Subject (last 12 months)

Incidents by location (last 12 months)

01 June 2014 *Mendip Heights Community School* *Page 2 of 2*

6. Year Group Analysis

The ***Year Group Analysis*** report allows you to view a breakdown of the number of recorded incidents for a specified year group and to view patterns in the data

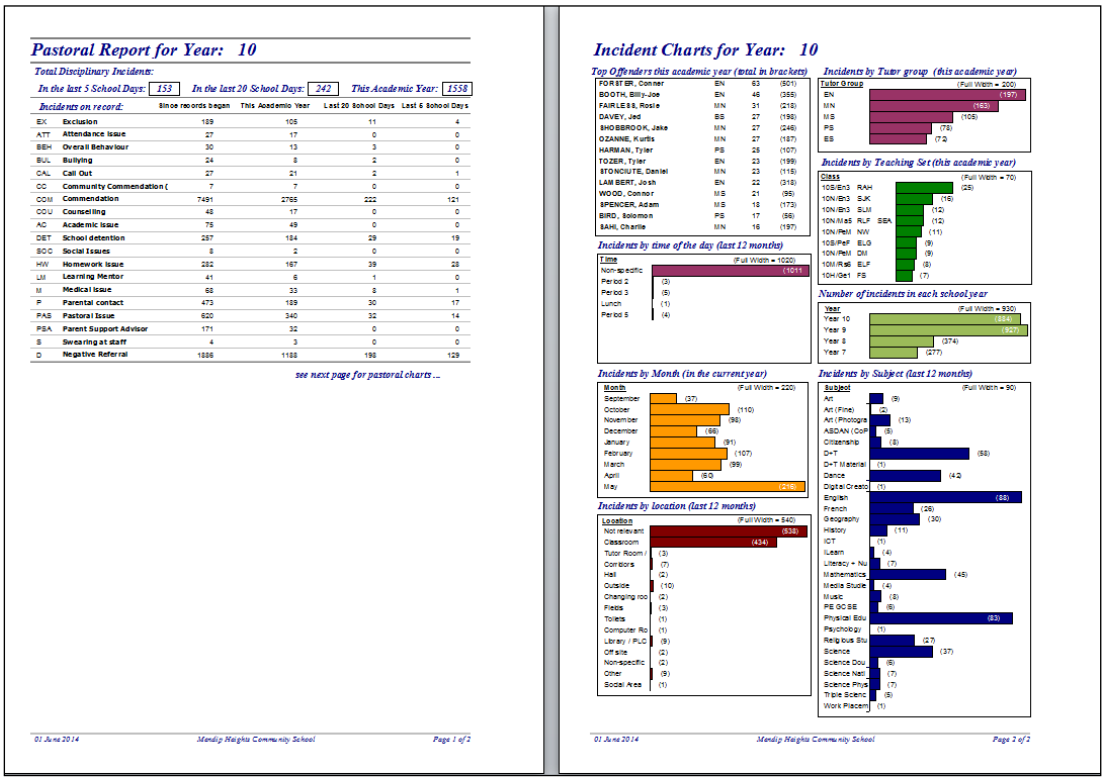

Pastoral Report for Year: 10

Total Disciplinary Incidents:

In the last 5 School Days: 153 *In the last 20 School Days:* 242 *This Academic Year:* 1558

Incidents on record:		Since records began	This Academic Year	Last 20 School Days	Last 6 School Days
EX	Exclusion	189	105	11	4
ATT	Attendance Issue	27	17	0	0
BEH	Overall Behaviour	30	13	3	0
BUL	Bullying	24	8	2	0
CAL	Call Out	27	21	2	1
CC	Community Commendation (	7	7	0	0
COM	Commendation	7491	2765	222	121
COU	Counselling	48	17	0	0
AC	Academic Issue	75	49	0	0
DET	School detention	257	184	29	19
SOC	Social Issues	8	2	0	0
HW	Homework Issue	282	167	39	28
LM	Learning Mentor	41	6	1	0
M	Medical Issue	68	33	8	1
P	Parental contact	473	189	30	17
PAS	Pastoral Issue	620	340	32	14
PSA	Parent Support Advisor	171	32	0	0
S	Swearing at staff	4	3	0	0
D	Negative Referral	1886	1188	198	129

see next page for pastoral charts ...

01 June 2014 Mendip Heights Community School Page 1 of 2

Incident Charts for Year: 10

Top Offenders this academic year (total in brackets)

FORSTER, Conner	EN	63	(501)
BOOTH, Billy-Joe	EN	46	(355)
FAIRLESS, Rosie	MN	31	(213)
DAVEY, Jed	BS	27	(198)
SHOBBROOK, Jake	MN	27	(246)
OZANNE, Kurtis	MN	27	(187)
HARMAN, Tyler	PS	26	(107)
TOZER, Tyler	EN	23	(199)
STONGIUTE, Daniel	MN	23	(115)
LAMBERT, Josh	EN	22	(316)
WOOD, Connor	MS	21	(95)
SPENCER, Adam	MS	18	(173)
BIRD, Solomon	PS	17	(56)
SAHI, Charlie	MN	16	(197)

Incidents by Tutor group (this academic year)

Incidents by Teaching Set (this academic year)

Incidents by time of the day (last 12 months)

Number of incidents in each school year

Incidents by Month (in the current year)

Incidents by Subject (last 12 months)

Incidents by location (last 12 months)

01 June 2014 Mendip Heights Community School Page 2 of 2

7. Tutor Group Analysis

The ***Tutor Group Analysis*** report allows you to view a breakdown of the number of recorded incidents for a specified tutor group and to view patterns in the data



Pastoral Report for Tutor Group: 9QN

Total Disciplinary Incidents:

In the last 5 School Days: 6 *In the last 20 School Days:* 9 *This Academic Year:* 181

Incidents on record:		Since records began	This Academic Year	Last 20 School Days	Last 6 School Days
DET	School detention	18	12	1	0
ATT	Attendance Issue	6	2	0	0
BEH	Overall Behaviour	6	5	0	0
BUL	Bullying	8	4	0	0
CAL	Call Out	3	3	0	0
CC	Community Commendation (	2	2	0	0
CGA	Community Gold Award (Spts	1	1	0	0
COM	Commendation	673	371	44	14
AC	Academic Issue	17	14	0	0
D	Negative Referral	207	135	7	5
SOC	Social Issues	3	2	0	0
EX	Exclusion	22	13	1	1
HW	Homework Issue	30	30	7	3
LM	Learning Mentor	2	2	1	1
M	Medical Issue	11	6	2	0
P	Parental contact	39	24	0	0
PAS	Pastoral Issue	92	57	5	1
PSA	Parent Support Advisor	24	9	0	0
COU	Counselling	8	1	0	0

see next page for pastoral charts ...

01 June 2014 Mendip Heights Community School Page 1 of 2

Incident Charts for Tutor Group: 9QN

Top Offenders this academic year (total in brackets)

MITCHELL, James	QN	26	(145)
BAJI, Elise	QN	23	(104)
BOWSKILL, Louis	QN	14	(74)
HAYNES, Liam	QN	10	(40)
WALLER, Molly	QN	8	(29)
TALBOT, Amy	QN	6	(12)
PEARSE, Orla	QN	5	(47)
WORSOYE, Emily	QN	5	(41)
BARTLETT, Courtney	QN	4	(14)
LUDLOW, Edward	QN	4	(12)
SANDERSON, Barnaby	QN	3	(5)
PARROTT, Katie	QN	3	(5)
HARRIS, Jake	QN	3	(27)
PATTINSON, Craig	QN	2	(14)

Incidents by Teaching Set (this academic year)

Incidents by time of the day (last 12 months)

Number of incidents in each school year

Incidents by Month (in the current year)

Incidents by Subject (last 12 months)

Incidents by location (last 12 months)

01 June 2014 Mendip Heights Community School Page 2 of 2

8. Demerit Points Analysis

This shows total demerits for each pupil together with the number this year / term / in last 7 days.
Printed reports can be produced for the displayed data.
The data can be filtered by year group & tutor group.
Click on any column header to sort the data by that column.

In the example shown, the list has been filtered for Year 11 & sorted by the demerits for this year:

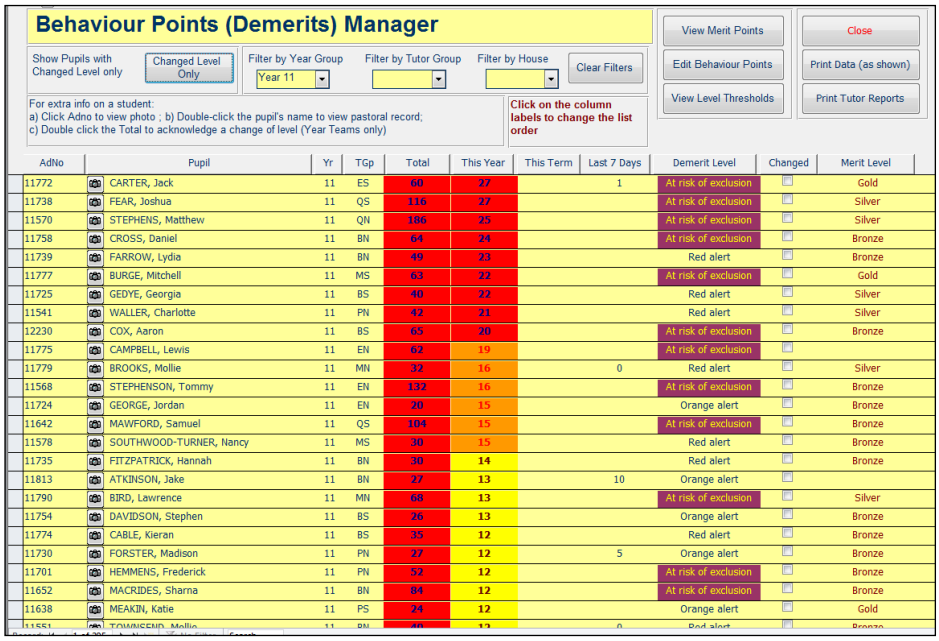

AdNo	Pupil	Yr	TGp	Total	This Year	This Term	Last 7 Days	Demerit Level	Changed	Merit Level
11772	CARTER, Jack	11	ES	60	27		1	At risk of exclusion		Gold
11738	FEAR, Joshua	11	QS	116	27			At risk of exclusion		Silver
11570	STEPHENS, Matthew	11	QN	186	25			At risk of exclusion		Silver
11758	CROSS, Daniel	11	BN	64	24			At risk of exclusion		Bronze
11739	FARROW, Lydia	11	BN	49	23			Red alert		Bronze
11777	BURGE, Mitchell	11	MS	63	22			At risk of exclusion		Gold
11725	GEDYE, Georgia	11	BS	40	22			Red alert		Silver
11541	WALLER, Charlotte	11	PN	42	21			Red alert		Silver
12230	COX, Aaron	11	BS	65	20			At risk of exclusion		Bronze
11775	CAMPBELL, Lewis	11	EN	62	19			At risk of exclusion		
11779	BROOKS, Mollie	11	MN	32	16		0	Red alert		Silver
11568	STEPHENSON, Tommy	11	EN	132	16			At risk of exclusion		Bronze
11724	GEORGE, Jordan	11	EN	20	15			Orange alert		Bronze
11642	MAWFORD, Samuel	11	QS	104	15			At risk of exclusion		Bronze
11578	SOUTHWOOD-TURNER, Nancy	11	MS	30	15			Red alert		Bronze
11735	FITZPATRICK, Hannah	11	BN	30	14			Red alert		Bronze
11813	ATKINSON, Jake	11	BN	27	13		10	Orange alert		
11790	BIRD, Lawrence	11	MN	68	13			At risk of exclusion		Silver
11754	DAVIDSON, Stephen	11	BS	26	13			Orange alert		Bronze
11774	CABLE, Kieran	11	BS	35	12			Red alert		Bronze
11730	FORSTER, Madison	11	PN	27	12		5	Orange alert		Bronze
11701	HEMMENS, Frederick	11	PN	52	12			At risk of exclusion		Bronze
11652	MACRIDES, Sharna	11	BN	84	12			At risk of exclusion		Bronze
11638	MEAKIN, Katie	11	PS	24	12			Orange alert		Gold

The program also assigns a level depending on the total number of demerits (or merits). An example of the levels **and** threshold values **is shown below (these can be changed to suit school needs)**

Type	Description	Value
D	Yellow alert	5
D	Orange alert	15
D	Red alert	20
D	At risk of exclusion	30
COM	Star	5
COM	Superstar	10
COM	School Award	20

The purpose here is to trigger agreed action once a pupil reaches a threshold level. Note that if a pupil has lots of merits as well as demerits he/she can have a level assigned for both merits & demerits.

Students may also be assigned to a **behaviour stage** depending on the number of pastoral incidents. For example:

Behaviour Stage	Number of Incidents Min	Number of Incidents Max	List Order
M	30	49	10
A	50	69	20
B	70	100	30
C	101	139	40
D	140	10000	50

Clicking **Edit Behaviour Points** displays this screen:

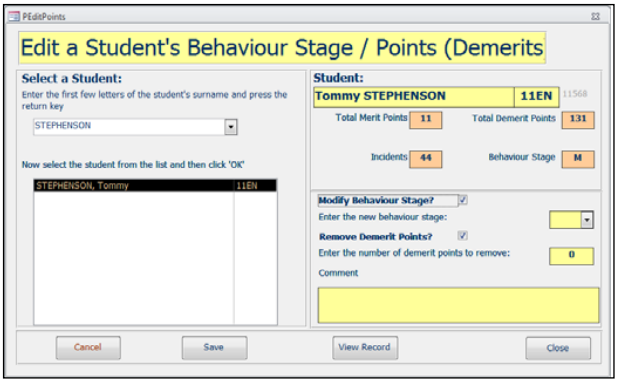

This screen can be used to alter a student's behaviour stage if appropriate. For example, if a particularly serious incident has occurred, it may be necessary to raise the behaviour stage.

It is also possible to remove one or more demerit points from this screen without deleting the actual pastoral records. Although care would be needed here, this may be useful e.g. to 'reward' a student who achieves the terms of an agreed behavioural contract.

NOTE: A similar effect is achieved by deleting pastoral incidents but then the details are lost permanently!

In the main screen, double clicking a student's name displays the pastoral records for the student:

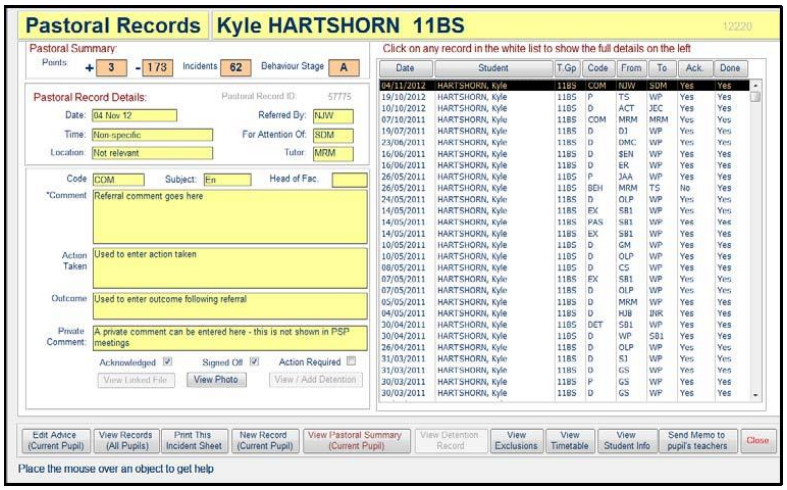

9. Merit Points Analysis

The **Merit Points Analysis** screen is very similar to the demerits screen.

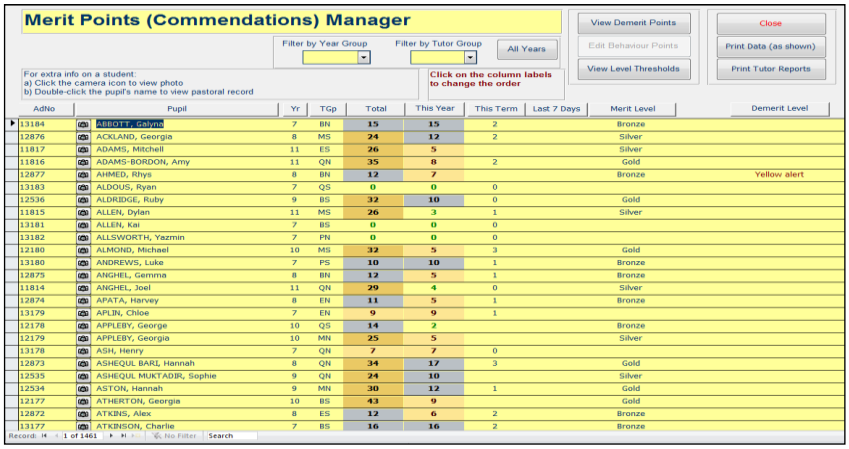

10. Commendations Analysis

The ***Commendation Analysis*** option produces charts for each year group of total commendations by tutor group, teaching set and subject together with a list of pupils with most commendations.



Pastoral Report for Tutor Group: 9QN

Total Disciplinary Incidents:

In the last 5 School Days: 6 *In the last 20 School Days:* 9 *This Academic Year:* 181

Incidents on record:		*Since records began*	*This Academic Year*	*Last 20 School Days*	*Last 5 School Days*
DET	School detention	15	12	1	0
ATT	Attendance issue	6	2	0	0
BEH	Overall Behaviour	6	5	0	0
BUL	Bullying	8	4	0	0
CAL	Call Out	3	3	0	0
CC	Community Commendation (	2	2	0	0
CGA	Community Gold Award (Spts	1	1	0	0
COM	Commendation	673	371	44	14
AC	Academic issue	17	14	0	0
D	Negative Referral	207	135	7	5
SOC	Social Issues	3	2	0	0
EX	Exclusion	22	13	1	1
HW	Homework issue	30	30	7	3
LM	Learning Mentor	2	2	1	1
M	Medical issue	11	6	2	0
P	Parental contact	39	24	0	0
PAS	Pastoral Issue	92	57	5	1
PSA	Parent Support Advisor	24	9	0	0
COU	Counselling	8	1	0	0

see next page for pastoral charts ...

01 June 2014 *Mendip Heights Community School* *Page 1 of 2*

Incident Charts for Tutor Group: 9QN

Top Offenders this academic year (total in brackets)

MITCHELL, James	QN	26	(145)
SAJI, Elise	QN	23	(104)
BOWSKILL, Louis	QN	14	(74)
HAYNES, Liam	QN	10	(40)
WALLER, Molly	QN	8	(29)
TALBOT, Amy	QN	6	(12)
PEARSE, Orla	QN	5	(47)
WORBOYS, Emily	QN	5	(41)
BARTLETT, Courtney	QN	4	(14)
LUDLOW, Edward	QN	4	(12)
SANDERSON, Barnaby	QN	3	(5)
PARROTT, Katie	QN	3	(5)
HARRIS, Jake	QN	3	(27)
PATTINSON, Craig	QN	2	(14)

Incidents by Teaching Set (this academic year)

Incidents by time of the day (last 12 months)

Number of incidents in each school year

Incidents by Subject (last 12 months)

Incidents by Month (in the current year)

Incidents by location (last 12 months)

01 June 2014 *Mendip Heights Community School* *Page 2 of 2*

11. Behaviour Stage Analysis

The ***Behaviour Stage Analysis*** report shows a list of the students on each behaviour stage together with the total number of recorded demerit incidents.

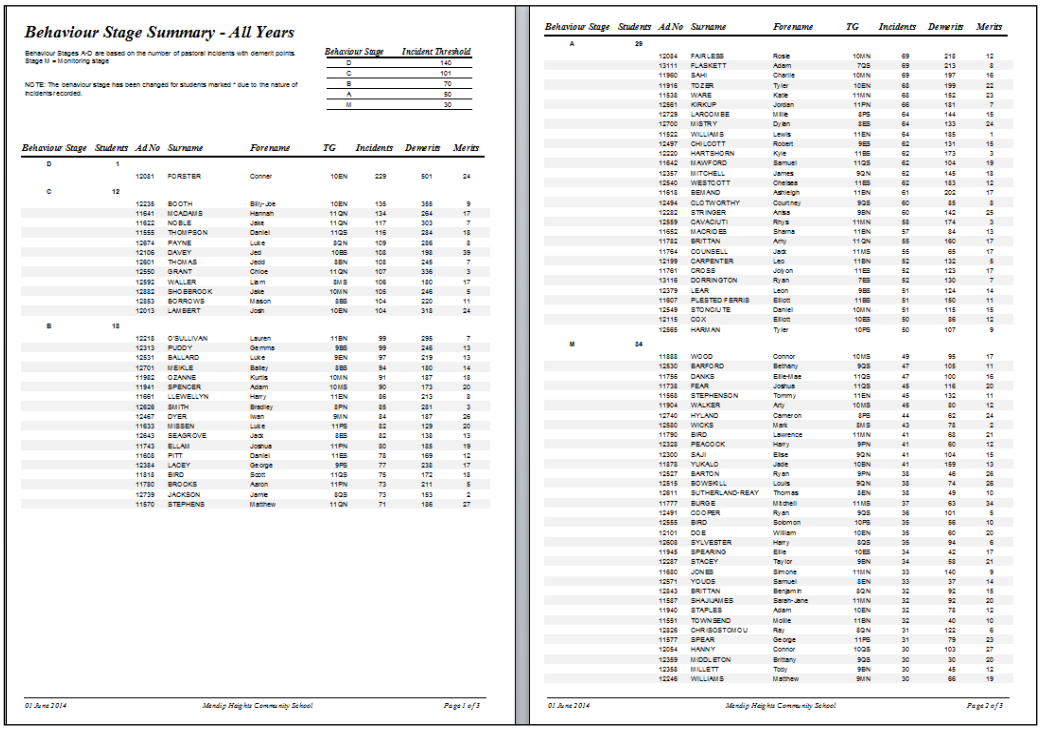

Behaviour Stage Summary - All Years

Behaviour Stages A-D are based on the number of pastoral incidents with demerit points. Stage M = Monitoring stage

NOTE: The behaviour stage has been changed for students marked * due to the nature of incidents recorded.

Behaviour Stage	*Incident Threshold*
D	140
C	101
B	70
A	50
M	30

Behaviour Stage	*Students*	*Ad No*	*Surname*	*Forename*	*TG*	*Incidents*	*Demerits*	*Merits*
D	1							
		12081	FORSTER	Conner	10EN	229	501	24
C	12							
		12238	BOOTH	Billy-Joe	10EN	135	355	9
		11641	MCADAMS	Hannah	11QN	134	264	17
		11622	NOBLE	Jake	11QN	117	303	7
		11555	THOMPSON	Daniel	11QS	116	284	18
		12874	PAYNE	Luke	8QN	109	288	8
		12106	DAVEY	Jed	10ES	108	186	39
		12601	THOMAS	Jedd	8BN	108	245	7
		12550	GRANT	Chloe	11QN	107	336	3
		12592	WALLER	Liam	8MS	106	180	17
		12282	SHOEBROOK	Jake	10MN	105	246	5
		12853	BORROWS	Mason	8BS	104	220	11
		12013	LAMBERT	Josh	10EN	104	318	24
B	18							
		12218	O'SULLIVAN	Lauren	11BN	99	295	7
		12313	PUDDY	Gemma	9BS	99	246	13
		12531	BALLARD	Luke	9EN	97	219	13
		12701	MEIKLE	Bailey	8BS	94	180	14
		11992	OZANNE	Kurtis	10MN	91	187	18
		11941	SPENCER	Adam	10MS	90	173	20
		11661	LLEWELLYN	Harry	11EN	86	213	8
		12626	SMITH	Bradley	8PN	86	281	3
		12467	DYER	Ivan	9MN	84	187	26
		11633	MISSEN	Luke	11PS	82	129	20
		12543	SEAGROVE	Jedi	8ES	82	138	13
		11743	ELLAH	Joshua	11PN	80	188	19
		11608	PITT	Daniel	11ES	78	169	12
		12384	LACEY	George	9PS	77	238	17
		11518	BIRD	Scott	11QS	75	172	18
		11780	BROOKS	Aaron	11PN	73	211	5
		12739	JACKSON	Jamie	8QS	73	153	2
		11570	STEPHENS	Matthew	11QN	71	186	27

01 June 2014 *Mendip Heights Community School* *Page 1 of 3*

Behaviour Stage	*Students*	*Ad No*	*Surname*	*Forename*	*TG*	*Incidents*	*Demerits*	*Merits*
A	29							
		12084	FAIRLESS	Rosie	10MN	69	218	12
		13111	FLASKETT	Adam	7QS	69	213	8
		11960	SAHI	Charlie	10MN	69	197	16
		11916	TOZER	Tyler	10EN	68	199	22
		11536	WARE	Katie	11MN	68	182	23
		12561	KIRKUP	Jordan	11PN	66	181	7
		12729	LARCOMBE	Millie	9PS	64	144	19
		12700	MISTRY	Dylan	8BS	64	133	24
		11522	WILLIAMS	Lewis	11EN	64	185	1
		12497	CHILCOTT	Robert	9BS	62	131	15
		12232	HARTSHORN	Kirk	11BS	62	173	3
		11642	MAWFORD	Samuel	11QS	62	104	19
		12357	MITCHELL	James	9QN	62	145	18
		12540	WESTCOTT	Chelsea	11BS	62	183	12
		11618	BEMAND	Ashleigh	11BN	61	202	17
		12494	CLOTWORTHY	Courtney	9QS	60	85	8
		12222	STRINGER	Arias	9BN	60	142	25
		12869	CAVACIUTI	Rhys	11MN	58	174	3
		11552	MACRIDES	Shania	11BN	57	84	13
		11782	BRITTAN	Amy	11QN	56	160	17
		11764	COUNSELL	Jack	11MS	55	68	17
		12199	CARPENTER	Leo	11BN	52	132	5
		11761	CROSS	Jolyon	11ES	52	123	17
		13116	DORRINGTON	Ryan	7BS	52	130	7
		12379	LEAR	Leon	9BS	51	124	14
		11607	PLESTED FERRIS	Elliott	11BS	51	160	11
		12549	STONCIUTE	Daniel	10MN	51	115	15
		12115	COX	Elliott	10BS	50	86	12
		12566	HARMAN	Tyler	10PS	50	107	9
M	34							
		11888	WOOD	Connor	10MS	49	96	17
		12830	BAMFORD	Bethany	9QS	47	108	11
		11756	DANKS	Ellie-Mae	11QS	47	100	16
		11738	FEAR	Joshua	11QS	46	116	20
		11568	STEPHENSON	Tommy	11EN	45	132	11
		11904	WALKER	Ally	10MS	45	80	12
		12740	HYLAND	Cameron	8PS	44	62	24
		12880	WICKS	Mark	8MS	43	78	2
		11790	BIRD	Laurence	11MN	41	68	21
		12328	PEACOCK	Harry	9PN	41	60	12
		12300	SAJI	Elise	9QN	41	104	15
		11878	YUKALO	Jade	10BN	41	159	13
		12527	BARTON	Ryan	9PN	38	46	26
		12515	BOWSKILL	Louis	9QN	38	74	26
		12611	SUTHERLAND-REAY	Thomas	9EN	38	49	10
		11777	BURGE	Mitchell	11MS	37	63	34
		12491	COOPER	Ryan	9QS	36	101	5
		12565	BIRD	Solomon	10PS	36	66	10
		12101	COE	William	10EN	36	60	20
		12808	SYLVESTER	Harry	8QS	35	94	6
		11945	SPEARING	Ellie	10BS	34	42	17
		12287	STACEY	Taylor	9BN	34	56	21
		11680	JONES	Simone	11MN	33	140	9
		12571	YOUDS	Samuel	8EN	33	37	14
		12843	BRITTAN	Benjamin	8QN	32	92	18
		11587	SHAJUMIES	Sarah-Jane	11MN	32	92	20
		11940	STAPLES	Adam	10BN	32	78	12
		11561	TOWNSEND	Mollie	11BN	32	40	10
		12826	CHRISOSTOMOU	Ray	8QN	31	122	6
		11577	SPEAR	George	11PS	31	79	23
		12064	HANNY	Connor	10QS	30	103	27
		12369	MIDDLETON	Brittany	9QS	30	30	20
		12368	MILLETT	Toby	9BN	30	45	12
		12246	WILLIAMS	Matthew	9MN	30	66	19

01 June 2014 *Mendip Heights Community School* *Page 2 of 3*

12. Pastoral Code Distribution

The ***Pastoral Code Distribution Analysis*** report allows you to view a breakdown of the number of recorded incidents for each pastoral code by year group & by month:

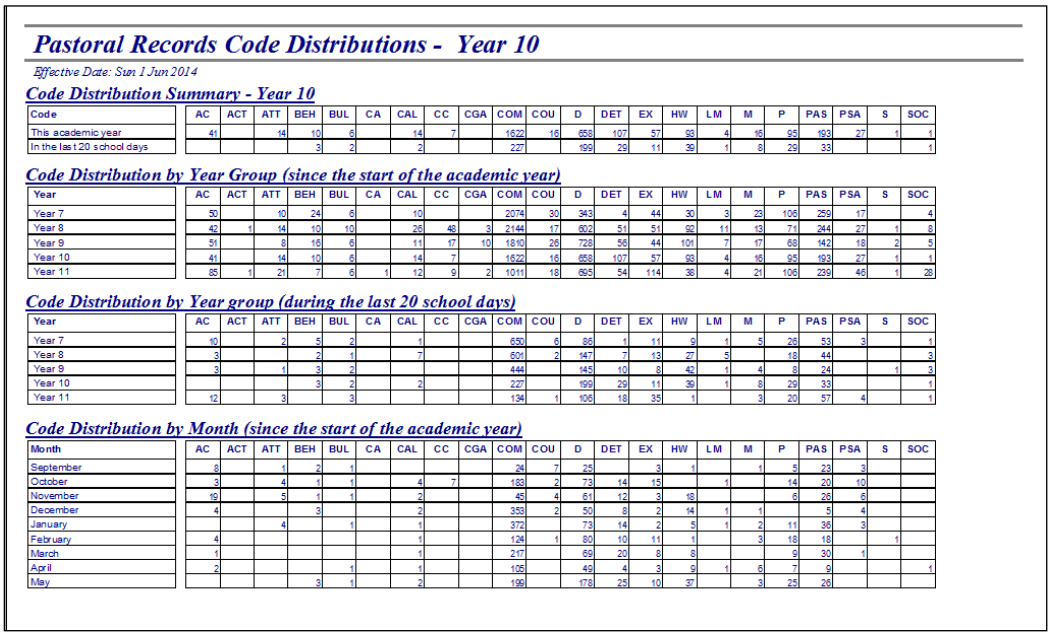

Pastoral Records Code Distributions - Year 10

Effective Date: Sun 1 Jun 2014

Code Distribution Summary - Year 10

Code	AC	ACT	ATT	BEH	BUL	CA	CAL	CC	CGA	COM	COU	D	DET	EX	HW	LM	M	P	PAS	PSA	S	SOC
This academic year	41		14	10	6		14	7		1622	16	658	107	57	93	4	16	95	193	27	1	1
In the last 20 school days				3	2		2			227		199	29	11	39	1	8	29	33			1

Code Distribution by Year Group (since the start of the academic year)

Year	AC	ACT	ATT	BEH	BUL	CA	CAL	CC	CGA	COM	COU	D	DET	EX	HW	LM	M	P	PAS	PSA	S	SOC
Year 7	50		10	24	6		10			2074	30	343	4	44	30	3	23	106	259	17		4
Year 8	42	1	14	10	10		26	48	3	2144	17	602	51	51	92	11	13	71	244	27	1	8
Year 9	51		8	16	6		11	17	10	1810	26	728	56	44	101	7	17	68	142	18	2	5
Year 10	41		14	10	6		14	7		1622	16	658	107	57	93	4	16	95	193	27	1	1
Year 11	85	1	21	7	6	1	12	9	2	1011	18	595	54	114	38	4	21	106	239	46	1	28

Code Distribution by Year group (during the last 20 school days)

Year	AC	ACT	ATT	BEH	BUL	CA	CAL	CC	CGA	COM	COU	D	DET	EX	HW	LM	M	P	PAS	PSA	S	SOC
Year 7	10		2	5	2		1			650	6	86	1	11	9	1	5	26	53	3		1
Year 8	3			2	1		7			601	2	147	7	13	27	5		18	44			3
Year 9	3		1	3	2					444		145	10	8	42	1	4	8	24		1	3
Year 10				3	2		2			227		199	29	11	39	1	8	29	33			1
Year 11	12		3		3					134	1	106	18	35	1		3	20	57	4		1

Code Distribution by Month (since the start of the academic year)

Month	AC	ACT	ATT	BEH	BUL	CA	CAL	CC	CGA	COM	COU	D	DET	EX	HW	LM	M	P	PAS	PSA	S	SOC
September	8		1	2	1					24	7	25		3	1		1	5	23	3		
October	3		4	1	1		4	7		183	2	73	14	15		1		14	20	10		
November	19		5	1	1		2			45	4	61	12	3	18			6	26	6		
December	4			3			2			353	2	50	8	2	14	1	1		5	4		
January			4		1		1			372		73	14	2	5	1	2	11	36	3		
February	4						1			124	1	80	10	11	1		3	18	18		1	
March	1						1			217		69	20	8	8			9	30	1		
April	2				1		1			105		49	4	3	9	1	6	7	9			1
May				3	1		2			199		178	25	10	37		3	25	26			

13. Staff Referrals Analysis

The ***Staff Referrals Analysis*** report allows you to view a breakdown of the number of recorded incidents by each member of staff by referral code:

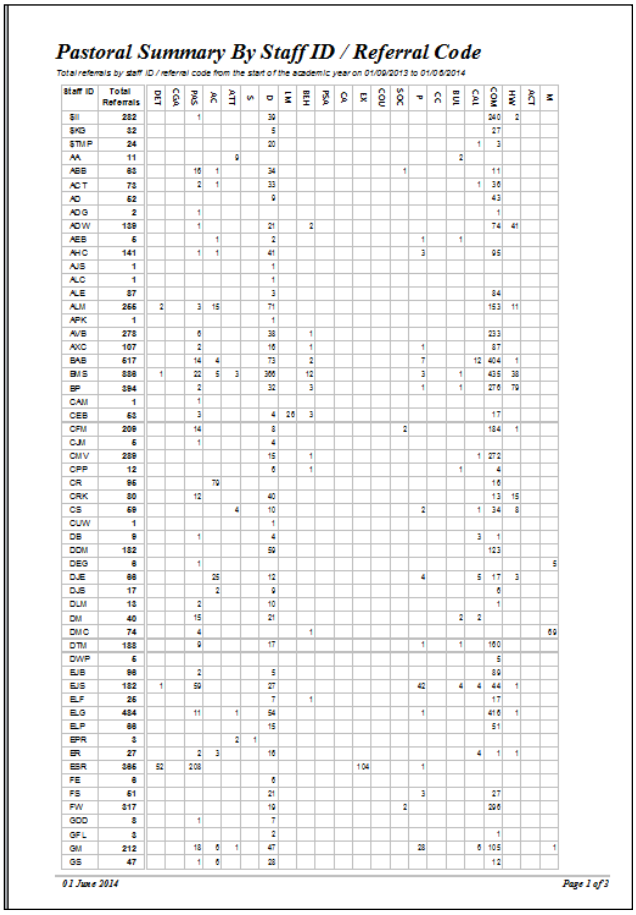

Pastoral Summary By Staff ID / Referral Code

Total referrals by staff ID / referral code from the start of the academic year on 01/09/2013 to 01/06/2014

Staff ID	Total Referrals	DET	CGA	PAS	AC	ATT	S	D	LM	BEH	PSA	CA	EX	COU	SOC	P	CC	BUL	CAL	COM	HW	ACT	M
EII	282				1			39												240	2		
EKG	32							5												27			
ETM P	24							20											1	3			
AA	11					9												2					
AEB	83				16	1		34								1				11			
AC T	75				2	1		33											1	36			
AD	62							9												43			
AD G	2				1															1			
ADW	139				1			21		2										74	41		
AEB	6					1		2								1		1					
AHC	141				1	1		41								3				95			
AJS	1							1															
ALC	1							1															
ALE	87							3												84			
ALM	265	2		3	15			71												153	11		
APK	1							1															
AVB	278				6			38		1										233			
AXC	107				2			16		1						1				87			
BAB	617				14	4		73		2						7			12	404	1		
BMS	888	1			22	5	3	366		12						3		1		435	38		
BP	384				2			32		3						1		1		276	79		
CAM	1				1																		
CEB	63				3			4	26	3										17			
CFM	209				14			8							2					184	1		
CJM	6				1			4															
CMV	289							15		1									1	272			
CPP	12							6		1								1		4			
CR	95					79														16			
CRK	80				12			40												13	15		
CS	69						4	10								2			1	34	8		
CUW	1							1															
DB	9				1			4											3	1			
DDM	182							59												123			
DEG	6				1																		5
DJE	66					26		12								4			5	17	3		
DJS	17					2		9												6			
DLM	13				2			10												1			
DM	40				15			21											2	2			
DMC	74				4					1													69
DTM	188				9			17								1		1		160			
DWP	5																			5			
EJB	98				2			5												89			
EJS	182	1			59			27								42		4	4	44	1		
ELF	26							7		1										17			
ELG	484				11		1	54								1				416	1		
ELP	66							15												51			
EPR	3						2	1															
ER	27				2	3		16											4	1	1		
ESR	386	52			208							104				1							
FE	6							6															
FS	61							21								3				37			
FW	317							19							2					296			
GDD	8				1			7															
GFL	3							2												1			
GM	212				18	6	1	47								28			6	105			1
GS	47				1	6		28												12			

01 June 2014 *Page 1 of 3*

14. Pastoral Incident Day Report

The ***Pastoral Incident Day Report*** provides a summary of the recorded incidents for a selected year group on a specified date. A similar item is normally sent by email to pastoral heads at the end of each school day.

You can also choose which pastoral codes should be shown on the report.
By default, all pastoral codes are shown.



Pastoral Records for: Tue 08 Oct 2013

Year 7

ALKHATEIB, Karam 7MO
C3 Karam failed to attend a Humanities C2 break time detention on Tuesday 8th Oct. This was given as he had frequently interrupted the lesson and answered back when reprimanded. The detention was written in his planner. JM

BRITTON-THOMAS, Mason 7FR
TR Failed to attend RE period 1 on Tuesday 8th October. They did go to drama period 2 and when I asked them where they were they literally had nothing to say for themselves. RAM

FEENEY, Billy 7CO
TR Billy did not attend registration. It was only after registration that I was informed he was in school. I have no idea where he was during this time as he put himself very much beyond my care and control. Apparently it seemed as though Billy had not taken his medication today which makes this more worrying as his behaviour can be erratic at the best of times. RAM

TR At 9:20 I was in the Humanities office and saw two pupils messing around in the Humanities corridor near the top of the Science stairs (Billy and Lennon). When they saw me through the window, they dashed down the corridor towards Humanities so that I could not see them. When I went out, they were stood with their backs against the wall as if hiding and jumped. When questioned they said they didn't know what lesson they should be in. Lennon checked his planner and should have been in Humanities (which he claimed he didn't know and had no idea who his teacher was or which room he should be in). Billy said he had no planner so I sent him to the office to find out. 10 minutes later I was at the top of the main stairs and could see Billy sat outside on the lower main playground. When he saw me he walked inside and said he had been to tech to check if he was there. This does not explain why he hadn't gone to the office or was messing around outside. KR1

HENDRY, Ross Wilson 7FR
TR Failed to attend RE lesson period 1 Tuesday 8th October. Went to drama for period 2 as I went to check. When questioned as to where he was he had absolutely nothing to say for himself. RAM

MILLINER, Lennon 7MO
C3 15 minutes late into the lesson. When questioned he said he got lost around the school. After being late he did not put any effort into learning for the rest of the lesson. He was told to come today at lunch because of his lateness and lack of homework and he did not come. IE

C4 Arrived 5-10 minutes late to lesson. Claimed he had got the wrong week and day. Constantly interrupting the lesson. Repeatedly asking to go to the toilet or leave the lesson for a drink. Permission refused. Went though sanctions. During a 10 minute silent write up he was very unsettled. Lennon had been warned he would be sent to a partner class. He then deliberately pushed his pencil case off his table thereby disturbing the excellent focus of the rest of the class. JM

TR At 9:20 I was in the Humanities office and saw two pupils messing around in the Humanities corridor near the top of the Science stairs (Billy and Lennon). When they saw me through the window, they dashed down the corridor towards Humanities so that I could not see them. When I went out, they were stood with their backs against the wall as if hiding and jumped. When questioned they said they didn't know what lesson they should be in. Lennon checked his planner and should have been in Humanities (which he claimed he didn't know and had no idea who his teacher was or which room he should be in). I don't think this was true. KR1

UTER, Jonathan 7CO
D While I was moving from one classroom to the other I let Jonathan and other students come in the new class with the LSA while I went to get some books from the old class (just opposite).
Apparently Jonathan came in, saw some merits pinned to the wall in a plastic pocket and took them. Other students accused him of wrong doing, he got aggressive and went for Taylor Furse. At that moment I came in the class. I had to physically restrain Taylor so that he would not hit Johnny back. Ms Hill restrained Johnny but he broke out in an uncontrolled tantrum, and overturned 3 tables and a good number of chairs. Fortunately the rest of the class were outside. Ms Hill took Jonathan away and I sent Taylor Furse to cool down to another room. Taylor came back in and joined the lesson as normal IE

PAS Logging on behalf of Mrs Hill.
Jonny entered the classroom and saw a plastic wallet pinned to the board with talents in. He took the talents out and put them in his pocket. When I asked him to give them back he denied that he has taken them. Then he forcefully caught hold of both my wrists and pushed me backwards. Other students then accused him of taking the talents. He became very aggressive towards them and he went for Taylor Furse. Jonny hit Taylor, I had to restrain Jonny as he was lashing out with him arms and then tried to kick Taylor. He went into a tantrum and overturned three tables and several chairs. He left the classroom with me and we went over to Student Services. LMH

04 November 2013 *Page 1 of 5*

Year 8

AYAABAH, Christian 8GR
C3 Christian failed to hand his homework in on time this week JW

BALL, Ryan 8FR
C3 Ryan failed to hand his homework in on time this week JW

BATCHELOR, Cameron 8GR
PAS Cameron came into my classroom in tears. Apparently, he and Callum had had an altercation outside my classroom which had resulted in Callum kicking Cameron in the shin. CH

BORRALLO BARRAGAN, Ruben 8GR
D No homework RMC

CARTER, Jade 8FR
D No homework RMC

CUNNINGHAM, Emily 8FR
C3 Emily did not hand her homework in on time this week JW

DEAMER, Orla 8FR
C3 Orla did not hand her homework in on time this week JW

GOLDINO, Taohan 8FR
C3 Taohan failed to hand his homework in on time this week JW

JEWELL, Jake 8MO
C2 Started off the lesson really well particularly during the practical, then continuously disrupting other learners, walking around the classroom instead of completing work. Messing around with metre rulers in the superlab FTH

JOHNSON, Callum 8GR
D No homework RMC

PAS Callum did not arrive at my classroom for the first 8 minutes of the lesson. Two students told me that he had had an altercation with Cameron who entered the room in tears. Allegedly, Callum had kicked Cameron in the shins, possibly after Cameron shoved him (I'm, not sure who started it). Isabel Nichols witnessed it and felt that Callum had been at fault. There seems to be a history between these two boys and I have caught Callum making unkind comments towards Cameron in the past. CH

KUMIH BARIMAH, Valentino 8FR
D No homework RMC

O'CONNOR, William 8FR
D Bill was play fighting with James Bullock as he entered tutor time. Bill was therefore not allowed in and was asked to stand outside. When asked to come back in he argued back with everything I said and didn't seem to understand why he was in trouble, his attitude and the way he spoke to me were unacceptable. JW

C3 Bill failed to hand his homework in on time this week JW

PRZERYWACZ, Wiktoria 8FR
D No homework RMC

ROGERS, Benjamin 8FR
C3 Ben failed to hand his homework in on time this week JW

SMITH, Josie 8GR
C3 No homework handed in this week JW

TUOHY-TILLSON, Niamh 8FR
D No homework RMC

04 November 2013 *Page 2 of 5*

14. Pastoral Incident Summary Charts
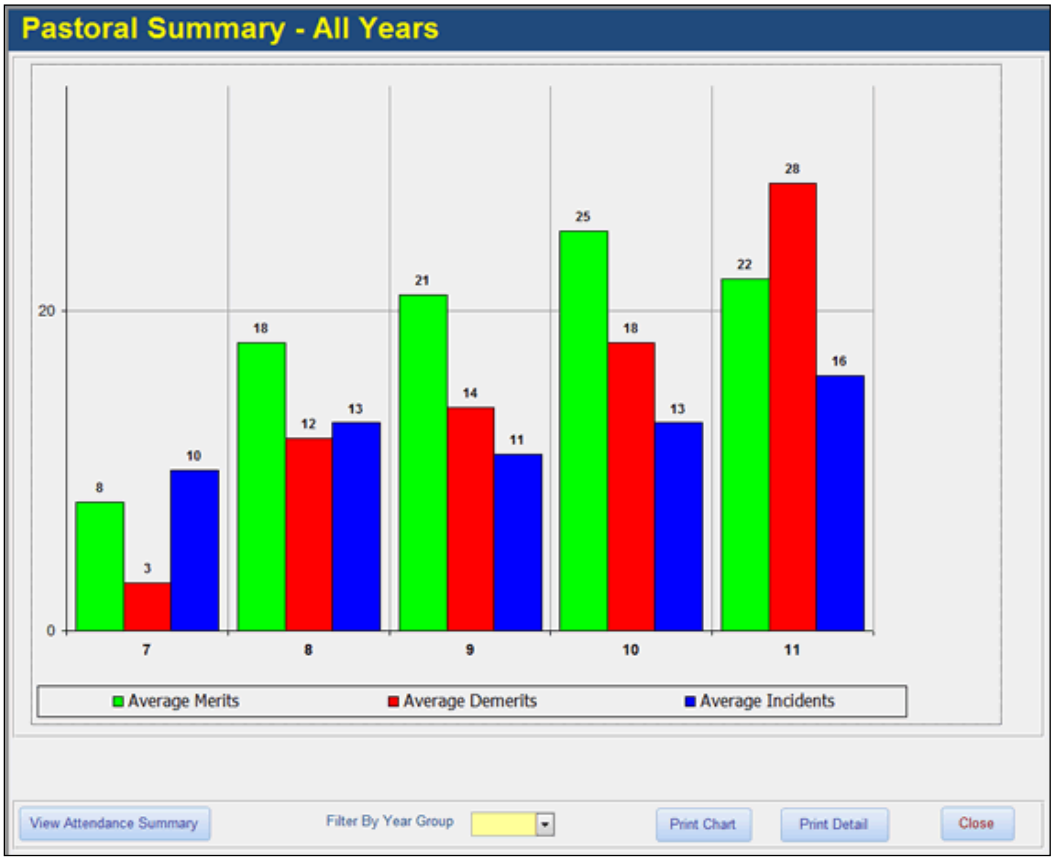
This shows a summary of the merits, demerits and number of incidents by year group
This item is also visible from the staff home page